


FRONT




SUPPLY AIR OPENING 12.25" x 21.25"

EVOLUTION SERIES AIR HANDLER 2-TON CUBE (24,000 BTU)

VOLTAGE: 230 V 1/3 PHASE or SPECIAL 460 V 3-PHASE
SYSTEM AMPS: 1 PHASE FLA: 13.9 A MCA: 20 A MOP: 30 A
3 PHASE FLA: 7.8 A MCA: 15 A MOP: 20 A
460 V 3-PHASE FLA: 6.3 A MCA: 10 A MOP: 15 A

CAPACITOR: 14 UF
FAN TYPE: BACKWARD INCLINED
FAN DIAMETER: 26"
MATERIAL: COMPOSITE
RPM: 1070
FAN CFM: 2400
DB RATING: 68
COIL: 2 X SLAB MICROCHANNEL (DEHUMIDIFICATION)
COIL FACE: 18.75" X 16.75"
CAPACITY: 24,000 BTU
REFRIGERANT: R-410A
LIQUID LINE: 3/8" **DISCHARGE LINE:** 5/8"
CONTROL CONNECTION: 9-PIN TURN & LOCK
T-STAT CONNECTION: 9-PIN TURN & LOCK
WEIGHT: 189 LB

SIDE



RETURN AIR OPENING 18.75" x 16.75"

NOTABLES:

COMPRESSOR IS LOCATED INSIDE THE AIR HANDLER.

ALL SYSTEM CONTROLS ARE LOCATED WITHIN THE ELECTRICAL PANEL.


UNIT COMES IN BOTH PRE-CHARGED QUICK-CONNECT OR PRO SERIES HARD PIPED.

.STL FILES ARE AVAILABLE UPON REQUEST.

EXCEL AIR SYSTEMS
120-20170 STEWART CRES.
MAPLE RIDGE, BC V2X 0T4
CANADA

TEL/FAX: 1-877-728-0757
SALES@EXCELAIRSYSTEMS.COM

FRONT



**EVOLUTION SERIES CONDENSER
2-TON (24,000 BTU)**

VOLTAGE: 230 V 1 PHASE
FAN AMPERAGE: 1.85 A (POWER SUPPLIED FROM AIR HANDLER)
CAPACITOR: 10 UF
FAN DIAMETER: 20"
MATERIAL: CAST WINGTIP
RPM: 910
FAN CFM: 1800
DB RATING: 45 / 58 / 68
COIL: SLAB MICROCHANNEL
COIL FACE: 20.5" X 21.5"
CAPACITY: 24,000 BTU
REFRIGERANT: R-410A
LIQUID LINE: 3/8" **DISCHARGE LINE:** 5/8"
CONTROL CONNECTION: 9-PIN TURN & LOCK
MODULATION: LOW AMBIENT CONTROLLER (-35 °F)
WEIGHT: 79 LB

SIDE



NOTABLES:

POWER IS SUPPLIED FROM INDOOR AIR HANDLER.
MINIMUM CLEARANCE FROM WALL IS 9".
CAN BE ELEVATED AND BRACKETED TO WALL.
UNIT COMES IN BOTH PRE-CHARGED QUICK-CONNECT
OR PRO SERIES HARD PIPED.
LOW AMBIENT SENSOR IS INTEGRATED
WITHIN THE COIL.
.STL FILES ARE AVAILABLE UPON REQUEST.

EXCEL AIR SYSTEMS
120-20170 STEWART CRES.
MAPLE RIDGE, BC V2X 0T4
CANADA

TEL/FAX: 1-877-728-0757
SALES@EXCELAIRSYSTEMS.COM